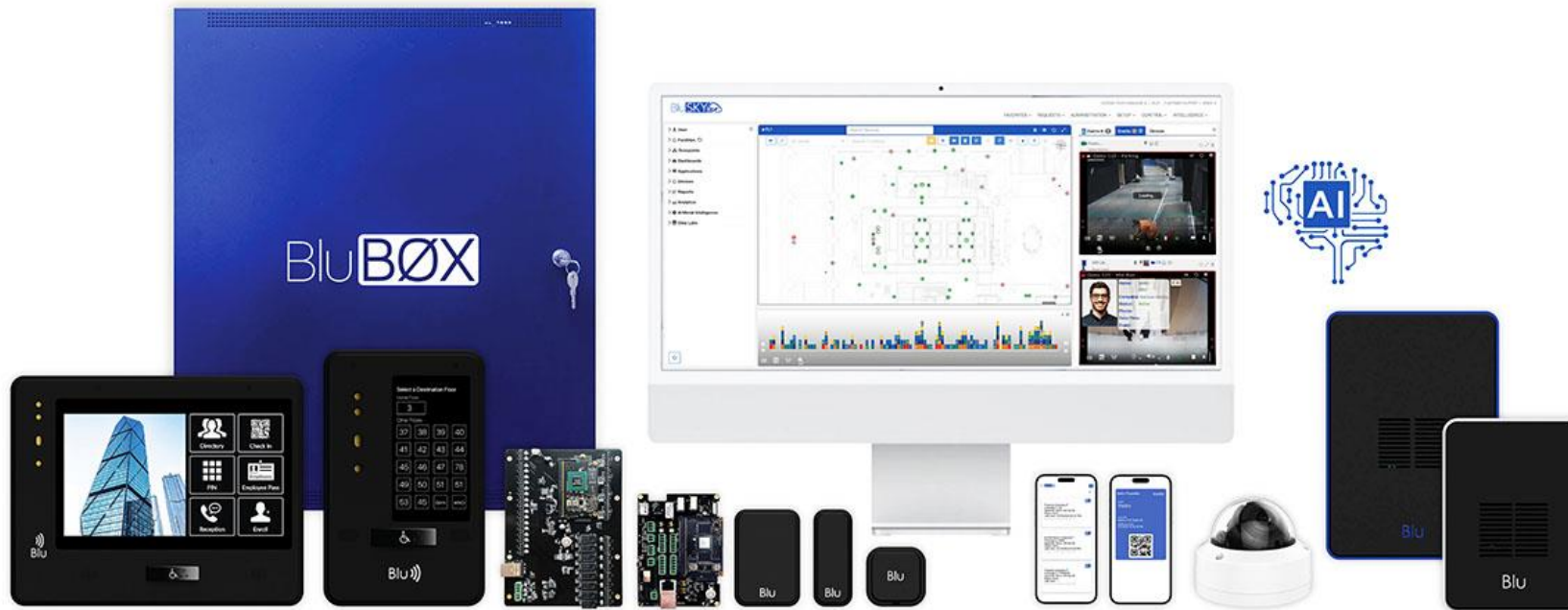
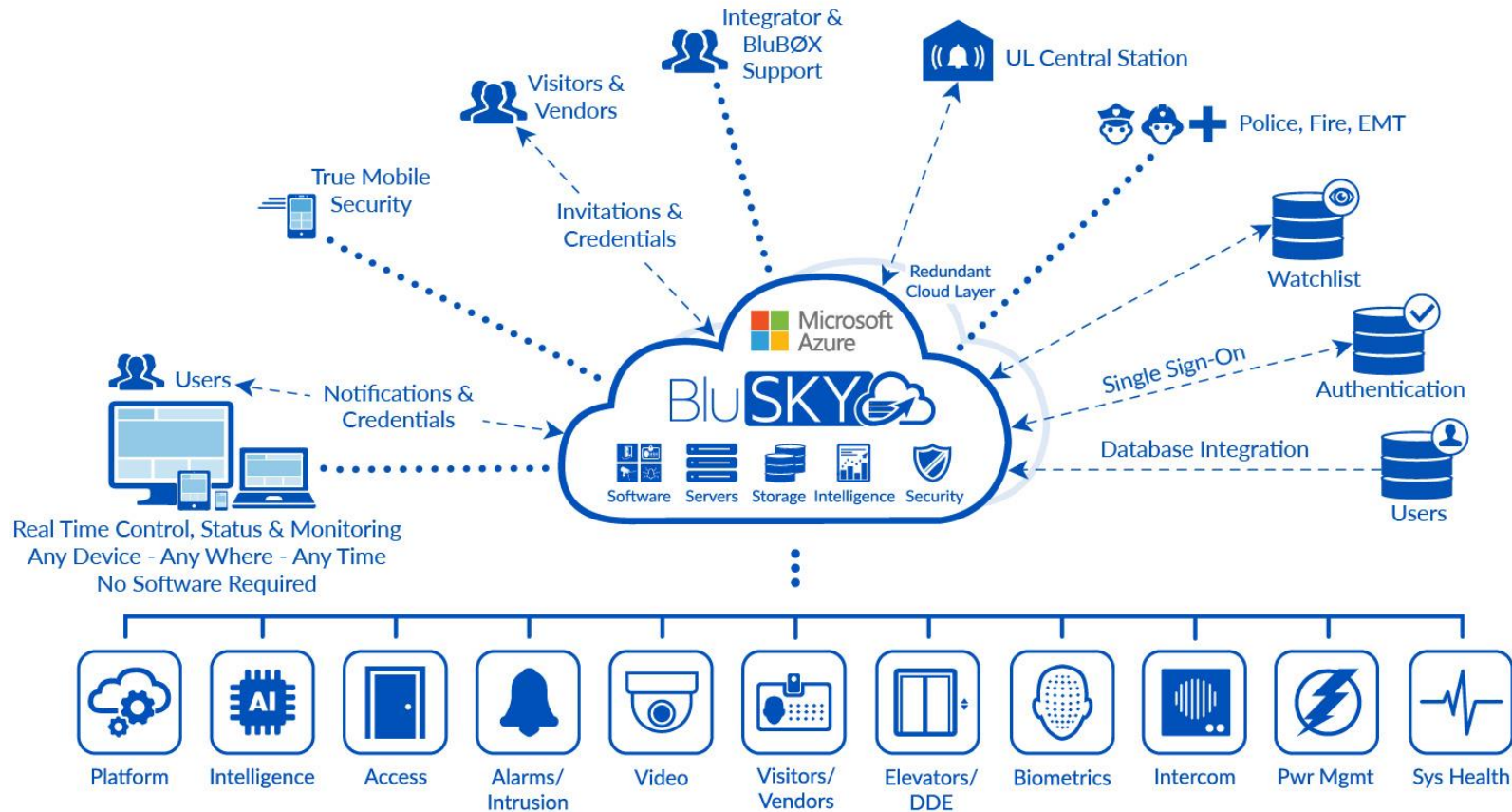


Welcome to BluBOX

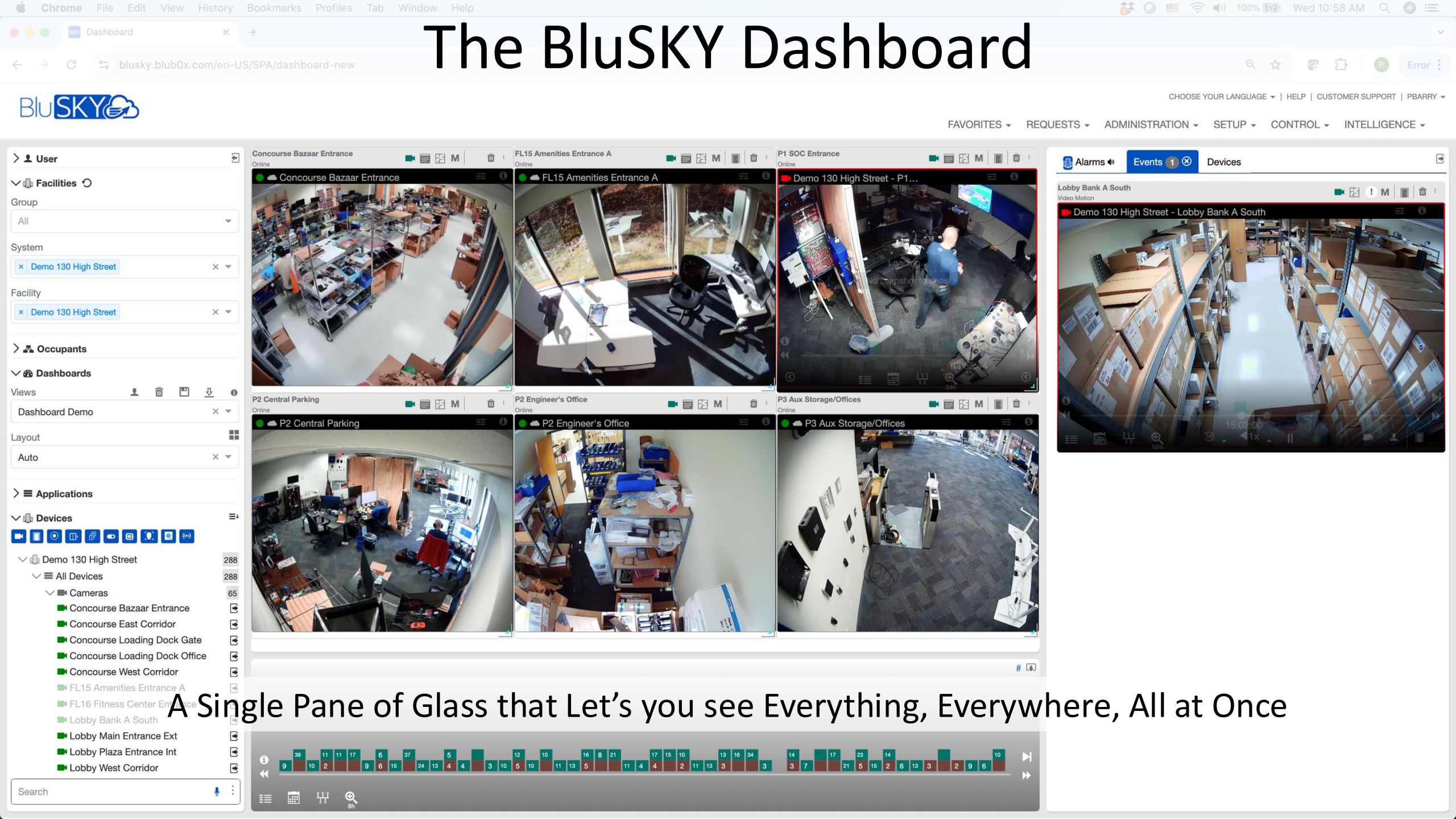


Your Vertically Integrated Security and Facility Management Solution

BluSKY is the Solution Centerpiece



An All-in-One AI and Cloud-based Enterprise Platform that Integrates All Your Security Functions into a Single Intelligent Dashboard



The BluSKY Dashboard

A Single Pane of Glass that Let's you see Everything, Everywhere, All at Once

The Left Navigation

Chrome File Edit View History Bookmarks Profiles Tab Window Help

blusky.blub0x.com/en-US/SPA/dashboard-new

Blusky

CHOOSE YOUR LANGUAGE | HELP | CUSTOMER SUPPORT | PBARRY

FAVORITES REQUESTS ADMINISTRATION SETUP CONTROL INTELLIGENCE

User

Facilities

Group

All

System

Demo 130 High Street

Facility

Demo 130 High Street

Occupants

Dashboards

Views

Dashboard Demo

Layout

Auto

Applications

Devices

Demo 130 High Street

All Devices

Cameras

Concourse Bazaar Entrance

Concourse East Corridor

Concourse Loading Dock Gate

Concourse Loading Dock Office

Concourse West Corridor

FL15 Amenities Entrance A

FL16 Fitness Center

Lobby Bank A South

Lobby Main Entrance Ext

Lobby Plaza Entrance Int

Lobby West Corridor

Concourse Bazaar Entrance

FL15 Amenities Entrance A

P1 SOC Entrance

Demo 130 High Street - P1...

P2 Central Parking

P2 Engineer's Office

P3 Aux Storage/Offices

P3 Aux Storage/Offices

Lobby Bank A South

Demo 130 High Street - Lobby Bank A South

Select the Facilities, Dashboards, Applications and Devices you want to access

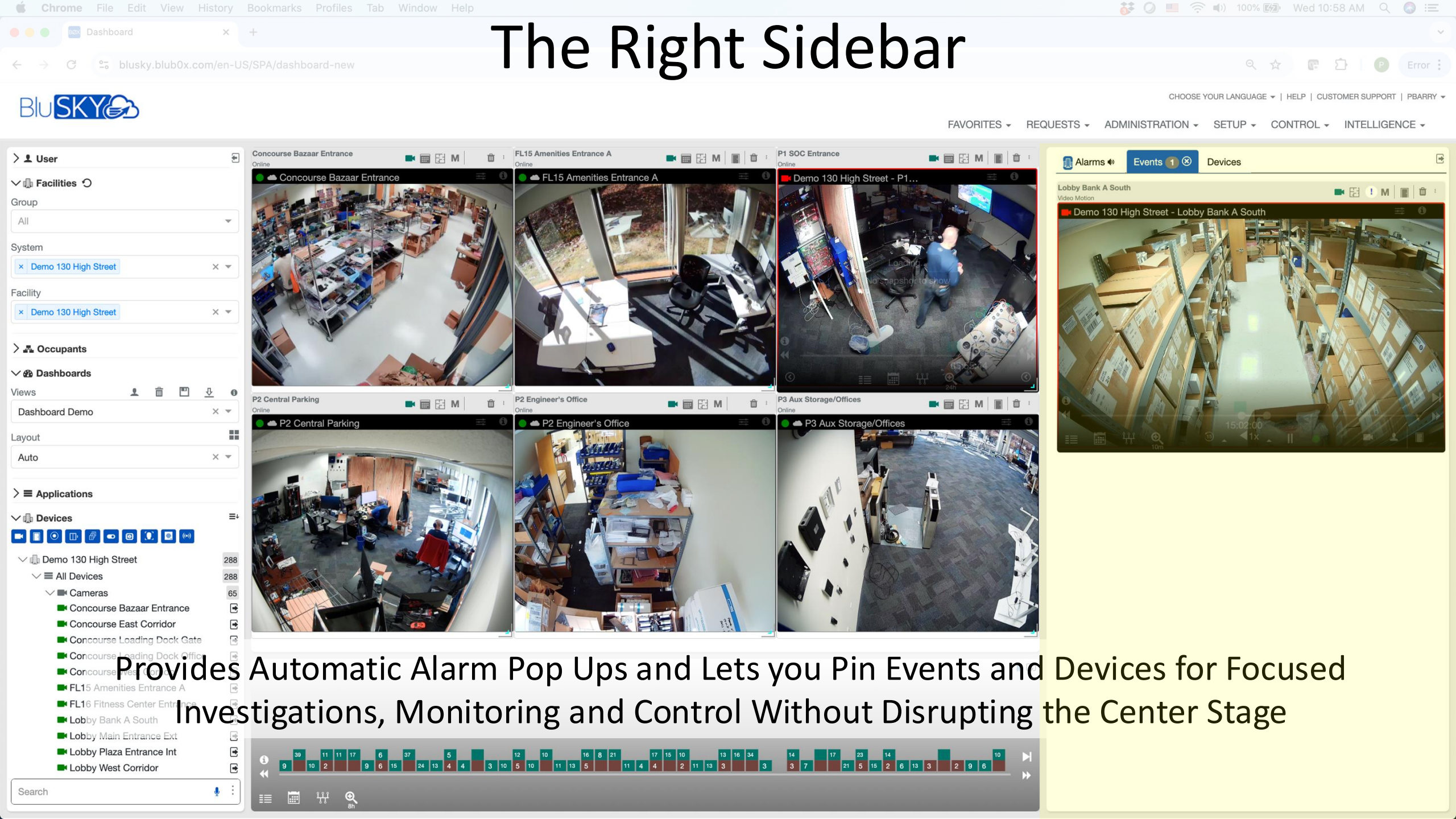
9 39 11 11 17 6 37 5 12 10 16 8 21 17 15 10 13 16 34 14 3 7 17 23 14 5 15 2 6 13 3 2 9 6 10

8h



The Center Stage

The Main Area for Administration, Requests, Control, Monitoring, and Response



The Right Sidebar

Provides Automatic Alarm Pop Ups and Lets you Pin Events and Devices for Focused Investigations, Monitoring and Control Without Disrupting the Center Stage

The Event Timeline

Chrome File Edit View History Bookmarks Profiles Tab Window Help

blusky.blub0x.com/en-US/SPA/dashboard-new

Blusky

CHOOSE YOUR LANGUAGE | HELP | CUSTOMER SUPPORT | PBARRY

FAVORITES REQUESTS ADMINISTRATION SETUP CONTROL INTELLIGENCE

User

Facilities

Group: All

System: Demo 130 High Street

Facility: Demo 130 High Street

Occupants

Dashboards

Views: Dashboard Demo

Layout: Auto

Applications

Devices

Demo 130 High Street

All Devices

Cameras

- Concourse Bazaar Entrance
- Concourse East Corridor
- Concourse Loading Dock Gate
- Concourse Loading Dock Office
- Concourse West Corridor
- FL15 Amenities Entrance A
- FL16 Fitness Center Entrance
- Lobby Bank A South
- Lobby Main Entrance Ext
- Lobby Plaza Entrance Int
- Lobby West Corridor

Concourse Bazaar Entrance

FL15 Amenities Entrance A

P1 SOC Entrance

Demo 130 High Street - P1...

P2 Central Parking

P2 Engineer's Office

P3 Aux Storage/Offices

P3 Aux Storage/Offices

Lobby Bank A South

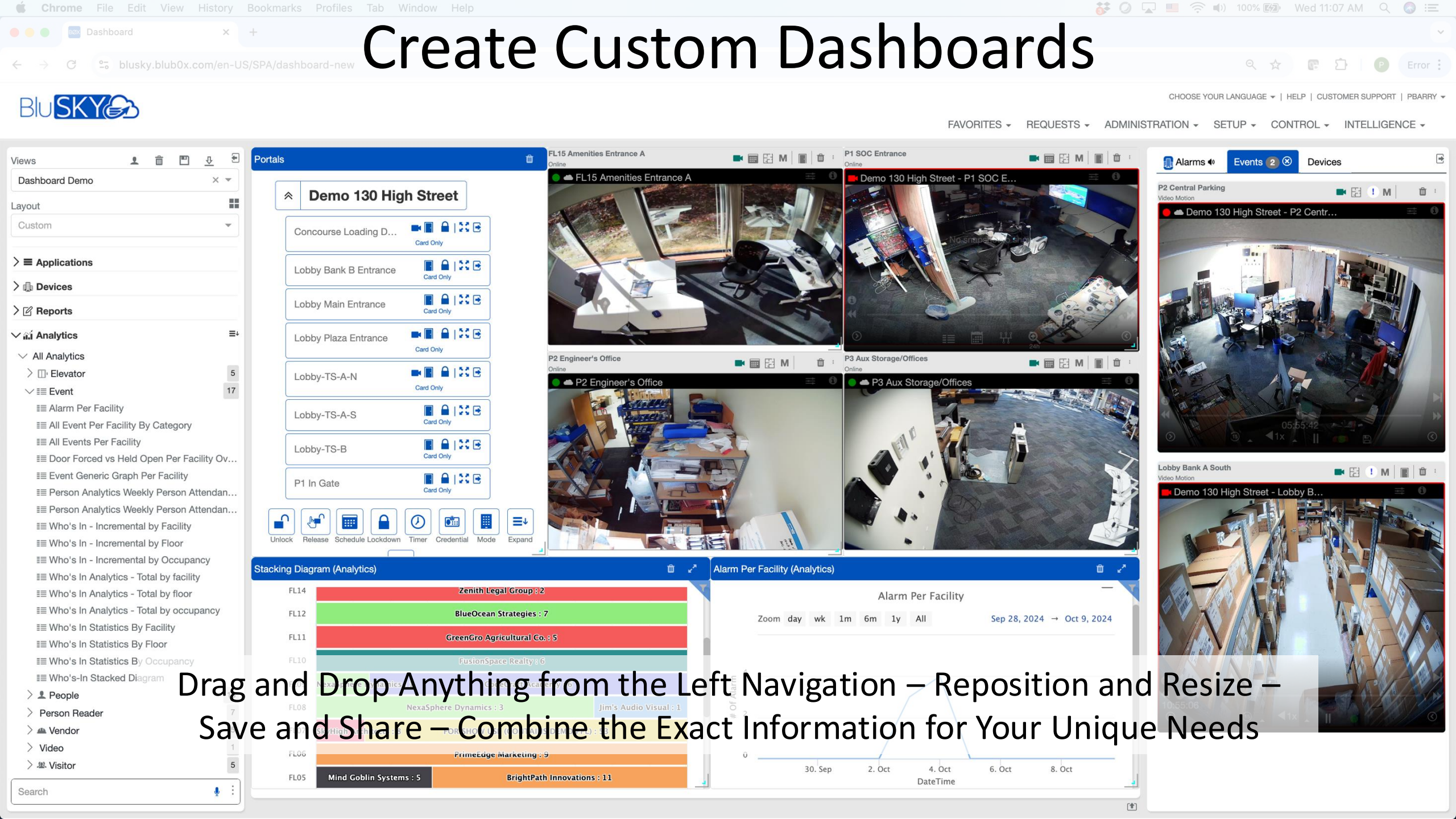
Demo 130 High Street - Lobby Bank A South

Alarms Events Devices

Let's you Review, Filter, Play Back and Pin Historical and Real Time Events in a Compact and Informative User Interface

9 39 11 11 17 6 37 5 12 10 16 8 21 17 15 10 13 16 34 14 3 7 17 23 14 5 15 2 6 13 3 2 9 6 10

8h



Create Custom Dashboards

Drag and Drop Anything from the Left Navigation – Reposition and Resize – Save and Share – Combine the Exact Information for Your Unique Needs

Create Unlimited Video Walls

BLUSKY

CHOOSE YOUR LANGUAGE ▾ | HELP | CUSTOMER SUPPORT | PBARRY ▾

FAVORITES ▾ REQUESTS ▾ ADMINISTRATION ▾ SETUP ▾ CONTROL ▾ INTELLIGENCE ▾

User

Facilities

Group: All

System: Demo 130 High Street

Facility: Demo 130 High Street

Occupants

Dashboards

Views: Dashboard Demo

Layout: Auto

Applications

Devices

Demo 130 High Street

- All Devices
- Cameras
- Concourse Bazaar Entrance
- Concourse East Corridor
- Concourse Loading Dock Gate
- Concourse Loading Dock Office
- Concourse West Corridor
- FL15 Amenities Entrance A
- FL16 Amenities Entrance B
- Lobby Main Entrance Ext
- Lobby Plaza Entrance Int
- Lobby West Corridor

288

288

65

Search

Display up to 35 Video Cameras on Each Dashboard – Select from Different Dashboard Layouts or Create Your Own – Group Video Cameras to Best Meet Your Needs

Blusky

CHOOSE YOUR LANGUAGE ▾

HELP

CUSTOMER SUPPORT

PBARRY

FAVORITES ▾

REQUESTS ▾

ADMINISTRATION ▾

SETUP ▾

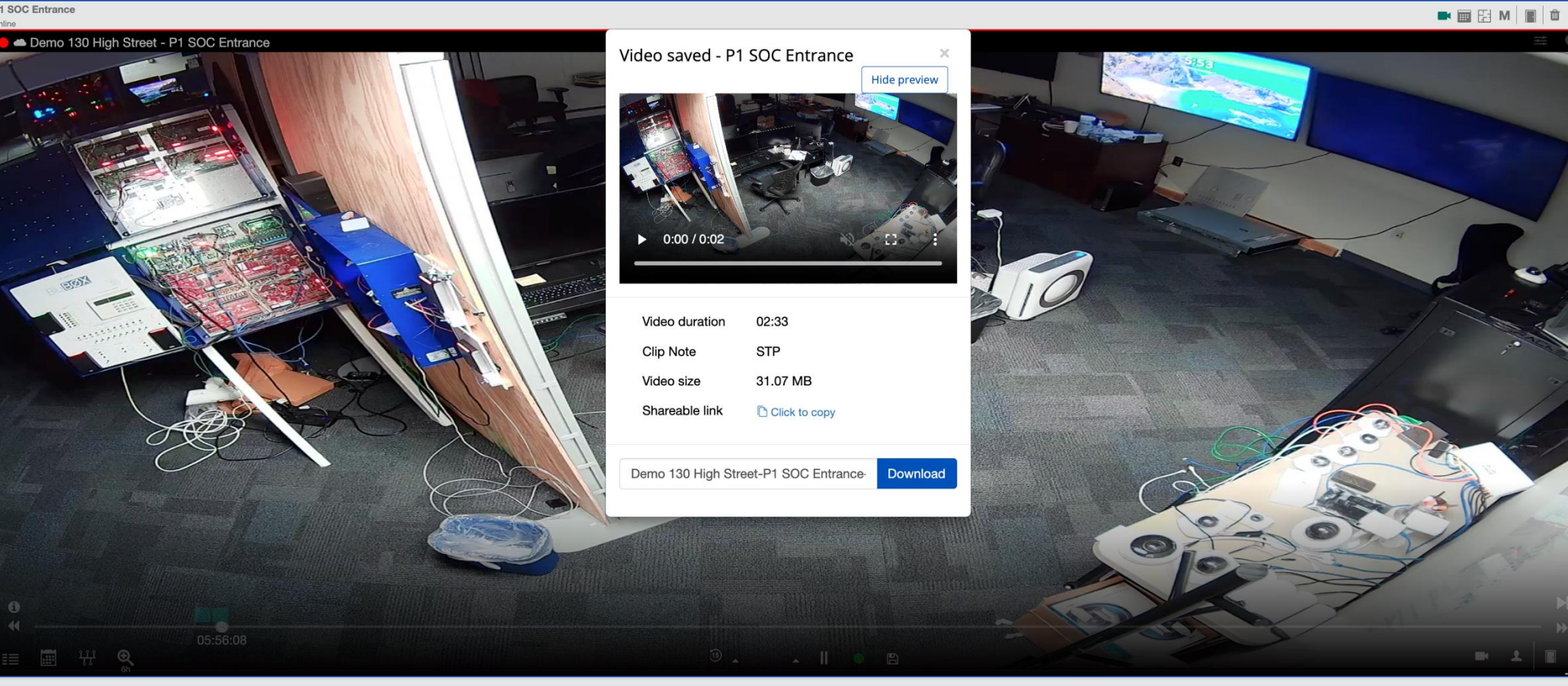
CONTROL ▾

INTELLIGENCE ▾

P1 SOC Entrance

Online

Demo 130 High Street - P1 SOC Entrance



Video saved - P1 SOC Entrance

Hide preview

0:00 / 0:02

Video duration

02:33

Clip Note

STP

Video size

31.07 MB

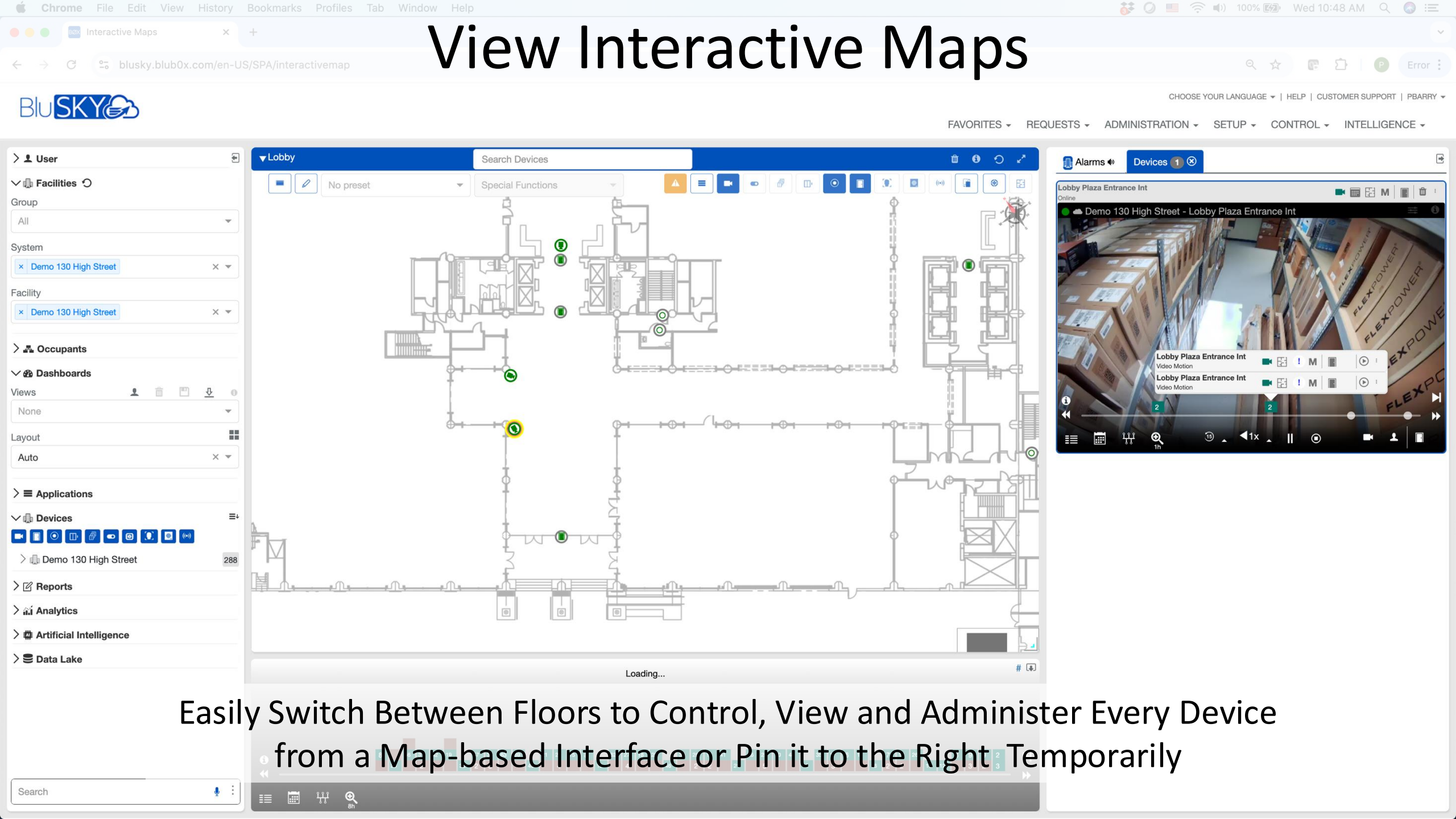
Shareable link

Click to copy

Demo 130 High Street-P1 SOC Entrance-

Download

05:56:08



View Interactive Maps

Easily Switch Between Floors to Control, View and Administer Every Device from a Map-based Interface or Pin it to the Right Temporarily

Easily Control Doors, Turnstiles and Gates

The screenshot displays the Blusky security management interface. The main area is a grid of controls for various access points, categorized by facility (787 7th Ave - Base Building). The controls include doors (e.g., 10FL MECH ROOM 1, 1285 Entrance, 787 7th Ave - Temp Login, 787 North Lobby Doors, 787 South Lobby Doors, Annex Entrance, Annex Turnstile Ln 1, Annex Turnstile Ln 2, Bike Room, CONC AHU 10 ROOM, CONC CHAUFFER CAR, CONC FIRE PUMP ROOM, CONC HOUSE PUMP..., CONC MAIN SWITCH..., CONC NORTH CORRIDOR, CONC REAR SWITCH R..., CONC SECURITY ROOM, CONC SOUTH CORRI..., CONC TELEPHONE ..., CWP MAIN ENT, CWP MEZZ, ELEV CHAUFFER CAR 29, Ground Stair X, LOBBY - FREIGHT CALL ..., LOBBY CHAUFFER C..., MESSENGER CNTR, P1 CHAUFFER CAR, P1 CHAUFFER CAR VES..., P1 GARAGE, P1 PARKING GARAGE E..., P1 Stair X, P2 CHAUFFER CAR, SC CHAUFFEUR DOOR IN, SC CHAUFFEUR DOOR OUT, SC CORR TO LOCKERS, SC DOORS TO AUD, SC ENGINE ROOM, SC ENGINE SHOP EAST, SC ENGINE SHOP WEST, SC SECURITY CONSOLE, SC Stair X, Security Dir Office, Spare, TURNSTILE HI RISE N..., TURNSTILE HI RISE S..., TURNSTILE HI RISE S..., TURNSTILE LO RISE ..., TURNSTILE LO RISE ...). Each control has a status indicator (e.g., Card Only, Unlocked) and a set of icons for actions (e.g., Unlock, Release, Schedule Lockdown, Timer, Credential, Mode, Expand, Collapse). The sidebar on the left shows navigation options for User, Facilities, Occupants, Dashboards, and Applications. The right panel displays live camera feeds for Groundfloor Stairwell E and P1 Parking Lot.

Left Sidebar:

- User
- Facilities
 - Group: All
 - System: 787 7th Ave - Default
 - Facility: 787 7th Ave - Base Building
- Occupants
 - 787 7th Ave - Base Building: 22
- Dashboards
 - Views: None
 - Layout: Auto
- Applications
- Devices
 - 787 7th Ave - Base Building
 - All Devices
 - Cameras
 - Portals
 - Monitoring Points
 - Elevator Cars
 - Elevator Banks
 - Control Points
 - Controllers
 - Person Readers
 - Intercoms
 - Beacons
 - Conc
 - FL02
 - FL03
 - FL04
 - FL05
 - FL06
 - FL07
 - FL08
 - FL09

Main Grid:

787 7th Ave - Base Building

10FL MECH ROOM 1	10FL MECH ROOM 2	1285 Entrance	35FL MECH ROOM 1	35FL MECH ROOM 2
51FL STAIR X	52FL MECH ROOM	787 7th Ave - Temp Login	787 North Lobby Doors	787 South Lobby Doors
Annex Entrance	Annex Turnstile Ln 1	Annex Turnstile Ln 2	Bike Room	CONC STAIR E IN - CR
CONC AHU 10 ROOM	CONC CHAUFFER CAR	CONC FIRE PUMP ROOM	CONC HOUSE PUMP...	CONC MAIN SWITCH...
CONC NORTH CORRIDOR	CONC REAR SWITCH R...	CONC SECURITY ROOM	CONC SOUTH CORRI...	CONC STAIR F IN
CONC TELEPHONE ...	CWP MAIN ENT	CWP MEZZ	ELEV CHAUFFER CAR 29	Ground Stair X
LOBBY - FREIGHT CALL ...	LOBBY CHAUFFER C...	MESSENGER CNTR	P1 CHAUFFER CAR	P1 CHAUFFER CAR VES...
P1 GARAGE	P1 PARKING GARAGE E...	P1 Stair X	P2 CHAUFFER CAR	SC CHAUFFEUR DOOR IN
SC CORR TO LOCKERS	SC DOORS TO AUD	SC ENGINE ROOM	SC ENGINE SHOP EAST	SC ENGINE SHOP WEST
SC SECURITY CONSOLE	SC Stair X	Security Dir Office	Spare	TURNSTILE HI RISE N...
TURNSTILE HI RISE N...	TURNSTILE HI RISE S...	TURNSTILE HI RISE S...	TURNSTILE LO RISE ...	TURNSTILE LO RISE ...

Right Panel:

- Alarms: 2
- Devices: 3
- Groundfloor Stairwell E
 - Monitor Point Activated Alarm
 - 787 7th Ave - Base Building - Ext-52nd St A...
- P1 Parking Lot
 - Monitor Point Activated Alarm
 - 787 7th Ave - Base Building - P1-Parking D...

Bottom:

Search

Easily Release Doors and Override Schedules from Anywhere. See Cameras Associated with Doors and Group Security Points By Function. Lockdown a Facility With A Touch of a Button.

Alarm Management Lets You Know You Are Secure

Dashboard

787 7th Ave - Default

787 7th Ave - Base Building

Occupants

787 7th Ave - Base Building

Dashboards

None

Layout

Auto

Applications

Devices

Reports

Analytics

All Analytics

Elevator

Event

Alarm Per Facility

All Event Per Facility By Category

All Events Per Facility

Door Forced vs Held Open Per Facility Ov...

Event Generic Graph Per Facility

Person Analytics Weekly Person Attendan...

Person Analytics Weekly Person Attendan...

Who's In - Incremental by Facility

Who's In - Incremental by Floor

Who's In - Incremental by Floor

Who's In Analytics - Total by Facility

Who's In Analytics - Total by floor

Who's In Analytics - Total by occupancy

Who's In Statistics By Facility

Who's In Statistics By Floor

Who's In Statistics By Occupancy

Search

Alarms

Event Date 0/3

Meta View

Source

9:53:45 PM EST 11/5/2024 Urgent 16 Groundfloor Stairwell E

10:21:22 AM EST 11/5/2024 Urgent 6 P1 Parking Lot

12:57:56 AM EST 11/3/2024 Urgent 6 Groundfloor Stairwell F

Clear Enabled Silence Alarm Silence All Raise Events

Alarm Per Facility (Analytics)

787 7th Ave - Base Building

Alarm Per Facility

Zoom day wk 1m 6m 1y All

Oct 30, 2024 Nov 6, 2024

Of Alarm

1,000 750 500 250

30. Oct 31. Oct 1. Nov 2. Nov 3. Nov 4. Nov 5. Nov 6. Nov

DateTime

Alarm

Alarms 3 Devices 3

TURNSTILE HI RISE N-2 (PR112)

787 7th Ave - Base Building - 01-Elv Bank C North

Oren, Dvir

Willkie Farr & Gallagher

Active

11/6/2024 12:26:01 PM EST

Door Used

787 7th Ave - Base Building - P1-Bike Room Entry

787 7th Ave - Base Building - 01-BMO Entry Stairs

Provides real-time monitoring and control, ensuring immediate awareness and response to any security incidents across your facilities.

Respond to Every Alarm with Confidence

The screenshot displays the BluSKY security management interface, which includes a sidebar with navigation options like User, Facilities, Occupants, Dashboards, Applications, Devices, Reports, and Analytics. The main content area is divided into several panels:

- Alarms:** A panel showing a list of alarm events. A modal window is open for an event titled "Alarms: Groundfloor Stairwell F", prompting the user to enter a comment. The comment entered is "Security Officer going through stairwell door".
- Alarm Per Facility (Analytics):** A line graph showing the number of alarms over time for the facility "787 7th Ave - Base Building". The graph shows a peak in alarms around November 4th, 2024.
- Alarms & Devices:** A panel showing a list of alarms and devices. It includes a video feed of a person in a room, with a list of people present: St. Louis, Reginald S., Willkie Farr & Gallagher, and Active. The video feed is labeled "TURNSTILE HI RISE N-2 (PR112)".
- Bike Room:** A panel showing a video feed of a bike room, labeled "787 7th Ave - Base Building - P1-Bike Room Entry".
- CWP MEZZ:** A panel showing a video feed of a mezzanine area, labeled "787 7th Ave - Base Building - 01-BMO Entry Stairs".

At the bottom of the interface, there is a search bar and a row of icons for various functions: Clear, Enabled, Silence Alarm, Silence All, and Raise Events.

With mobile notifications, integrated video, comprehensive analytics, and natural language response, BluSKY keeps you informed and protected, giving you peace of mind wherever you are.

Arm Yourself with Intrusion Detection

BluSKY

FAVORITES REQUESTS ADMINISTRATION SETUP CONTROL INTELLIGENCE

Intrusion | Demo 125 High St., Demo 127 High St.

Demo 125 High St.

Critical Alarms

Enclosure Tamper	✓ ○	High Temperature Sensor	✓ ○	Life Safety Alarm	✓ ●	Power Fault	✓ ○
Security Room Panic	✓ ○	UPS Fault	✓ ○	Water Sensor	✓ ○		

Lobby Intrusion

Lobby Motion East	✓ ●	Lobby Motion West	✓ ●	Turnstile Lane 1 In - Breach	✓ ●	Turnstile Lane 1 Out - Breach	✓ ●
Turnstile Lane 2 In - Breach	✓ ○	Turnstile Lane 2 Out - Breach	✓ ●				

Office Intrusion

IT Room DPS - Breach	✓ ●	IT Room DPS PR - Breach	✓ ●	Mechanical Room - DPS	✓ ●	Photo ID Room - DPS	✓ ●
----------------------	-----	-------------------------	-----	-----------------------	-----	---------------------	-----

Demo 127 High St.

24x7

Life Safety	✓ ○	Panic	✓ ○	Power Fault	✓ ○	Temperature	✓ ○
-------------	-----	-------	-----	-------------	-----	-------------	-----

Area 1

Door 1 - DPS	✓ ○	Door 3	✓ ○	Motion 1	✓ ○
--------------	-----	--------	-----	----------	-----

Area 2

Door 4	✓ ○	Motion 2	✓ ○
--------	-----	----------	-----

Disarm Away Stay Instant Bypass Enable Disable

With intrusion detection, you gain the power to protect your spaces proactively. BluSKY's advanced detection capabilities ensure early alerts and robust security, giving you peace of mind against any unauthorized access.

Visitor and Vendor Management

Blusky

CHOOSE YOUR LANGUAGE | HELP | CUSTOMER SUPPORT | P Barry

FAVORITES | REQUESTS | ADMINISTRATION | SETUP | CONTROL | INTELLIGENCE

User

Facilities

Group

All

System

787 7th Ave - Default

Facility

787 7th Ave - Base Building

Occupants

787 7th Ave - Base Building

Dashboards

Views

None

Layout

Auto

Applications

Devices

Reports

Analytics

All Analytics

Elevator

Event

People

Person Reader

Vendor

Video

Visitor

Visitor Group Per Facility

Visitor Pre Auth Per Facility

Visitors arrival per facility

Visitors Expected Per Facility

Visitors Expected v/s Visitor Arrival Per Facility

Predefined dashboard

Private

Public

787 7th Ave - Base Building

Artificial Intelligence

Search

Visitor Admission

3/564	Guest Name	Group	Host	Occupancy
	Kerkhoff, Andrew		Scanlon, Maggie	GTIS
	Contreras, Alejandro		Scanlon, Maggie	GTIS
	Kaplan, Cathy		Simmons, Kawanda	Sidley Austin
	Constantino, Patrick		Lopez, Alejandra	JAX MEDIA
	Correia, Steve		Lopez, Alejandra	JAX MEDIA
	McDonough, Shane		Lopez, Alejandra	JAX MEDIA
	Maya VIP, Yadira		Scanlon, Maggie	GTIS
	Sahay, Gaurav		Scanlon, Maggie	GTIS
	Phillips, Deon		Lopez, Alejandra	JAX MEDIA
	Rivera, John		Lopez, Alejandra	JAX MEDIA
	Shapiro, Audrey		Scanlon, Maggie	GTIS
	Dedeus, Brian		Lopez, Alejandra	JAX MEDIA
	Baur, Thomas		Scanlon, Maggie	GTIS
	Sacco, Carl		Lopez, Alejandra	JAX MEDIA
	Rutnik, Paul		Scanlon, Maggie	GTIS
	Barroeta Villasmil, Carlos		Forde, Roger	Allied Security
	Thompson, Gary		Forde, Roger	Allied Security
	Vega, David		Forde, Roger	Allied Security
	Taibi, Peter		Forde, Roger	Allied Security
	Benitez, Nathanael		Forde, Roger	Allied Security

Create Check In Reclaim Chk+Badg Pre-Print Badges Resend Email Export

Visitors Expected v/s Visitor Arrival Per Facility (Analytics)

787 7th Ave - Base Building

Visitors Expected v/s Visitor Arrival Per Facility

Zoom day wk 1m 6m 1y All Nov 3, 2024 → Nov 4, 2024

Visitors Expected v/s Visitor Arrival Per Facility

Visitors Expected Per Facility Visitors arrival per facility

Alarms

Devices

TURNSTILE HI RISE N-2 (PR12)

787 7th Ave - Base Building - 01-Elv Bank C...

Friedman, Emily

Willkie Farr & Gallagher

Active

01hr 00min

Bike Room

P1-Bike Room Entry

01hr 00min

CWP MEZZ


01-BMO Entry Stairs

01hr 00min

Streamlines visitor tracking and analytics, enabling efficient check-ins, credential assignment, and elevator access while providing insights into visitor patterns to optimize facility management.

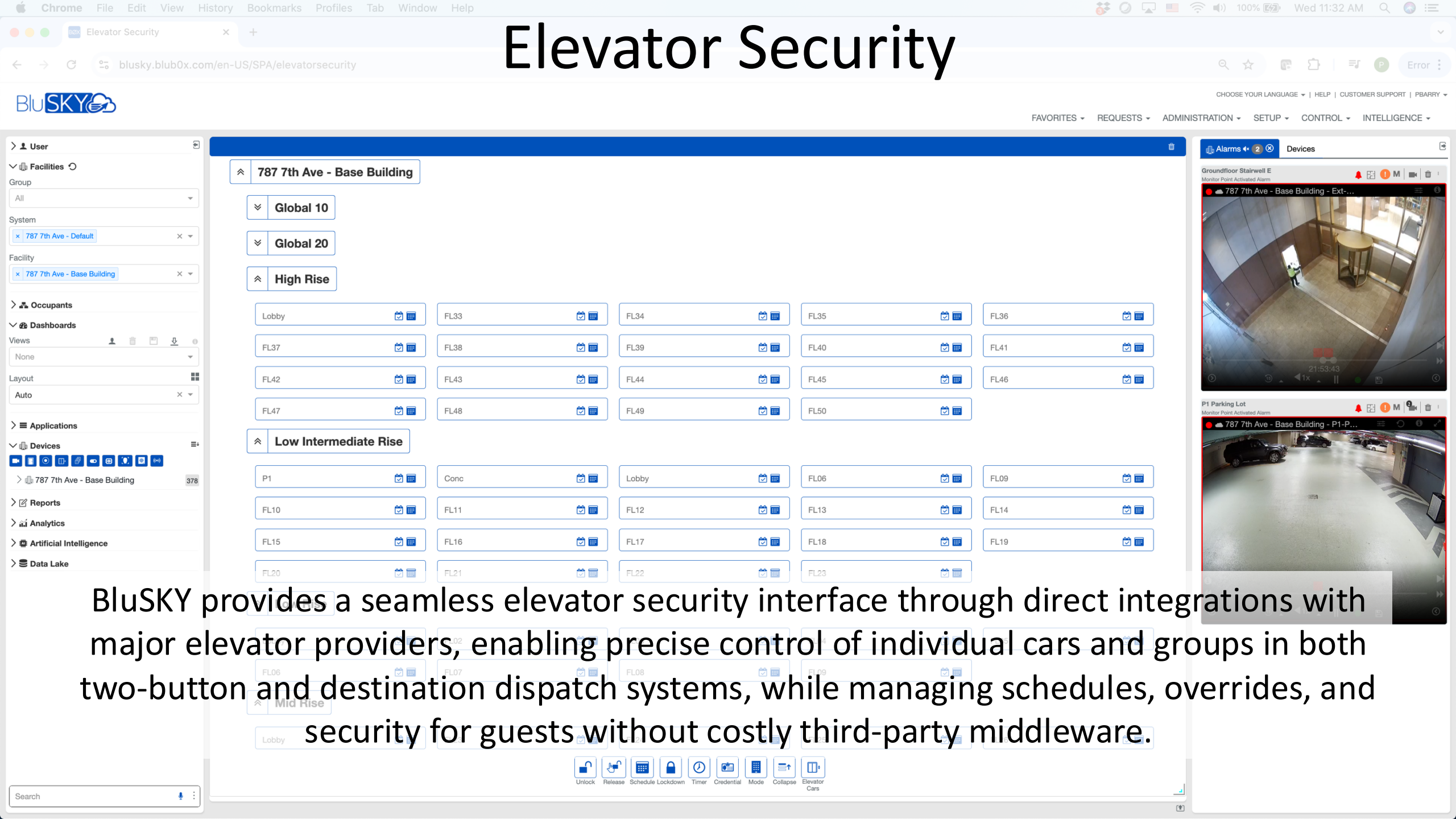
Automated and Manual Guest Check In

The screenshot displays the Blusky Visitor Admission interface. On the left is a sidebar with navigation options: User, Facilities (Group, System, Facility), Occupants, Dashboards (Views, Layout), and Applications (Administration, BluBOX Only, Control, Alarms, Control Points, Elevators, Event History, Events, Interactive Maps, Intrusion, Monitoring Points, Photo ID, Portals, Vendor Admission, Video, Visitor Admission, Diagnostics, Intelligence, Requests, Setup). The main area shows a 'Visitor Admission' modal form with the following fields:

First Name	Last Name	Card	Photo	Message
<input type="text" value="Audrey"/>	<input type="text" value="Shapiro"/>	61561 Assign Card		<input type="text"/>

At the bottom right of the modal are 'Complete' and 'Cancel' buttons. The background interface includes a top navigation bar with 'FAVORITES', 'REQUESTS', 'ADMINISTRATION', 'SETUP', 'CONTROL', and 'INTELLIGENCE'. A bottom status bar shows a calendar and a 10m timer.

Streamlines the process by enabling quick lookups, driver's license scans, credential assignment, photo capture, and access to special instructions, whether through a security officer or a self-service Person Reader for seamless visitor management.

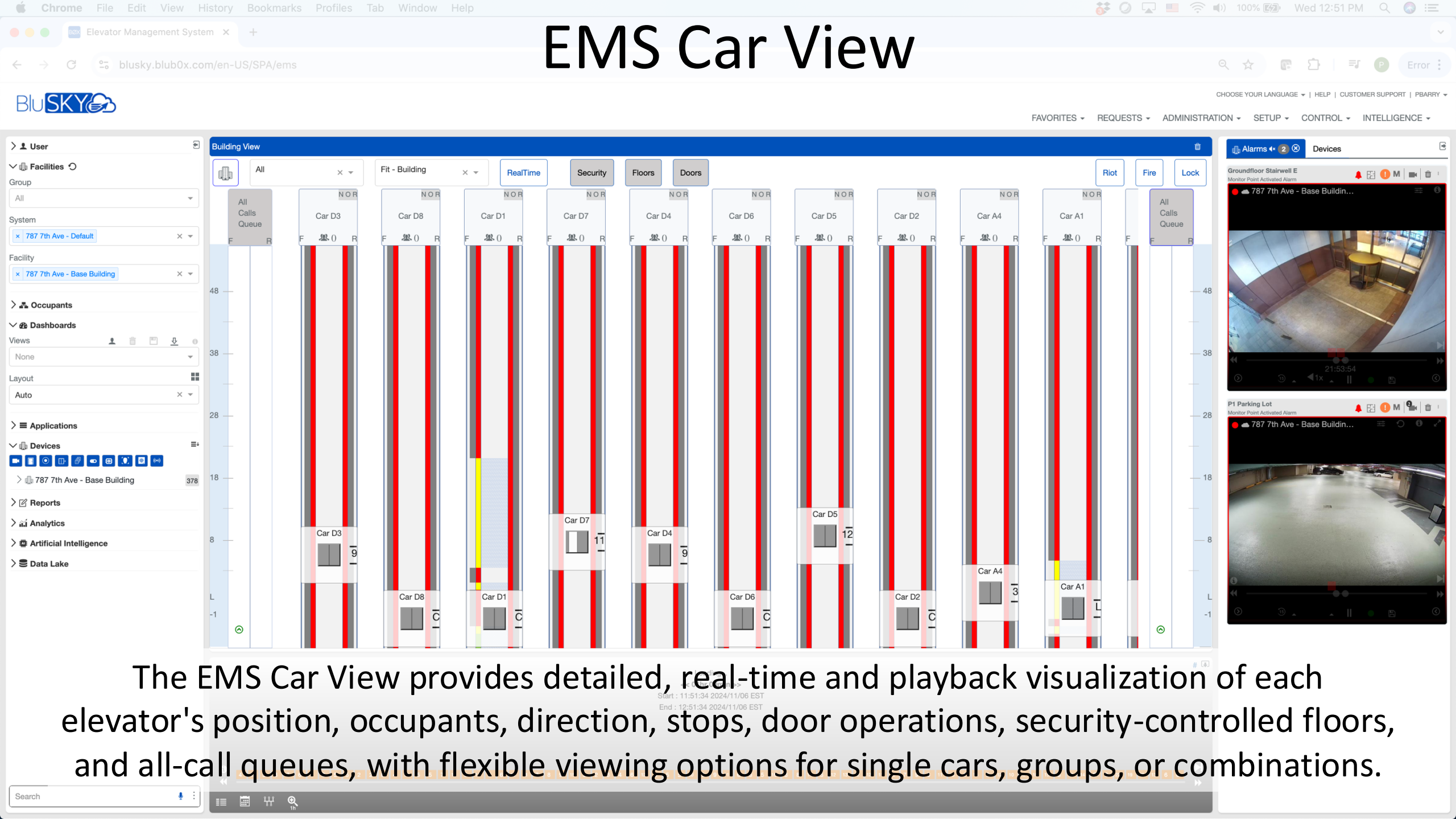


BluSKY provides a seamless elevator security interface through direct integrations with major elevator providers, enabling precise control of individual cars and groups in both two-button and destination dispatch systems, while managing schedules, overrides, and security for guests without costly third-party middleware.

Elevator Management System (EMS)

The screenshot displays the BluSKY Elevator Management System (EMS) interface. The main area shows a 'Building View' for '787 7th Ave - Base Building'. It features a grid of elevator cars, each with a status indicator (e.g., 'NOR', 'L', 'C') and a direction arrow. The sidebar on the left contains navigation options: User, Facilities, Occupants, Dashboards, Applications, Devices, Reports, Analytics, Artificial Intelligence, and Data Lake. The top right corner includes a navigation bar with links for FAVORITES, REQUESTS, ADMINISTRATION, SETUP, CONTROL, and INTELLIGENCE. The bottom right corner shows a 'RealTime' button and a 'Lock' button. The bottom of the interface has a search bar and a row of icons for various functions: Unlock, Release, Schedule Lockdown, Timer, Credential, Mode, Expand, and Collapse.

BluSKY's Elevator Management System (EMS) provides real-time and playback visualization of vertical movement within a facility, tracking car-by-car and group-by-group status, direction, floor stops, and occupants, while offering single-button control for responsive operations and comprehensive insights into elevator activity.



The EMS Car View provides detailed, real-time and playback visualization of each elevator's position, occupants, direction, stops, door operations, security-controlled floors, and all-call queues, with flexible viewing options for single cars, groups, or combinations.

EMS Security Events

Blusky

CHOOSE YOUR LANGUAGE | HELP | CUSTOMER SUPPORT | PBARRY

FAVORITES | REQUESTS | ADMINISTRATION | SETUP | CONTROL | INTELLIGENCE

User

Facilities

Group

System

787 7th Ave - Default

Facility

787 7th Ave - Base Building

Occupants

Dashboards

Views

None

Layout

Auto

Applications

Devices

787 7th Ave - Base Building

Reports

Analytics

Artificial Intelligence

Data Lake

Building View

All

Fit - Building

RealTime

Security

Floors

Doors

Riot

Fire

Lock

All Calls Queue

Car D3

Car D8

Car D1

Car D7

Car D4

Car D6

Car D5

Car D2

Car A4

Car A1

All Calls Queue

Groundfloor Stairwell E

Monitor Point Activated Alarm

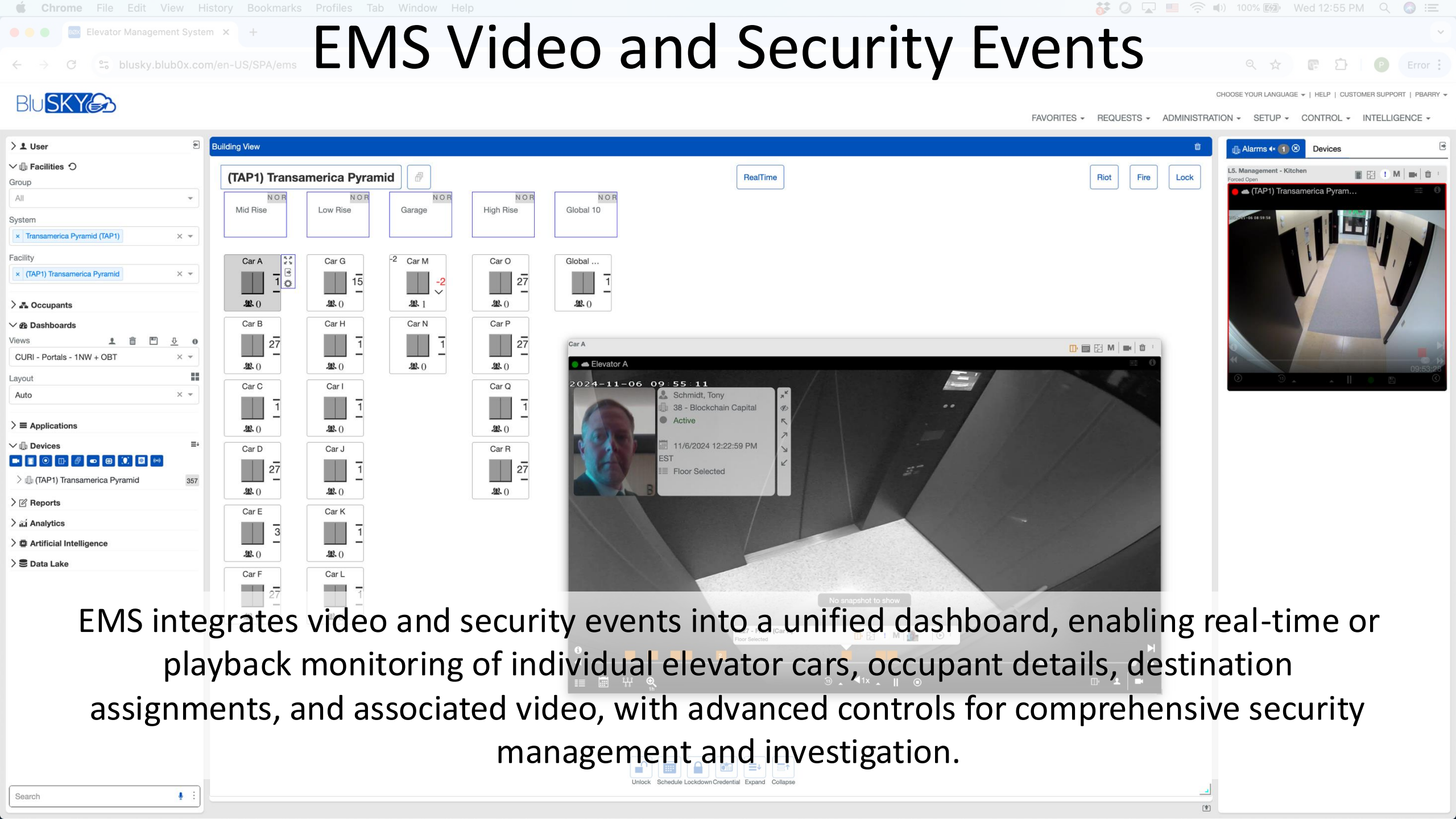
787 7th Ave - Base Building...

P1 Parking Lot

Monitor Point Activated Alarm

787 7th Ave - Base Building...

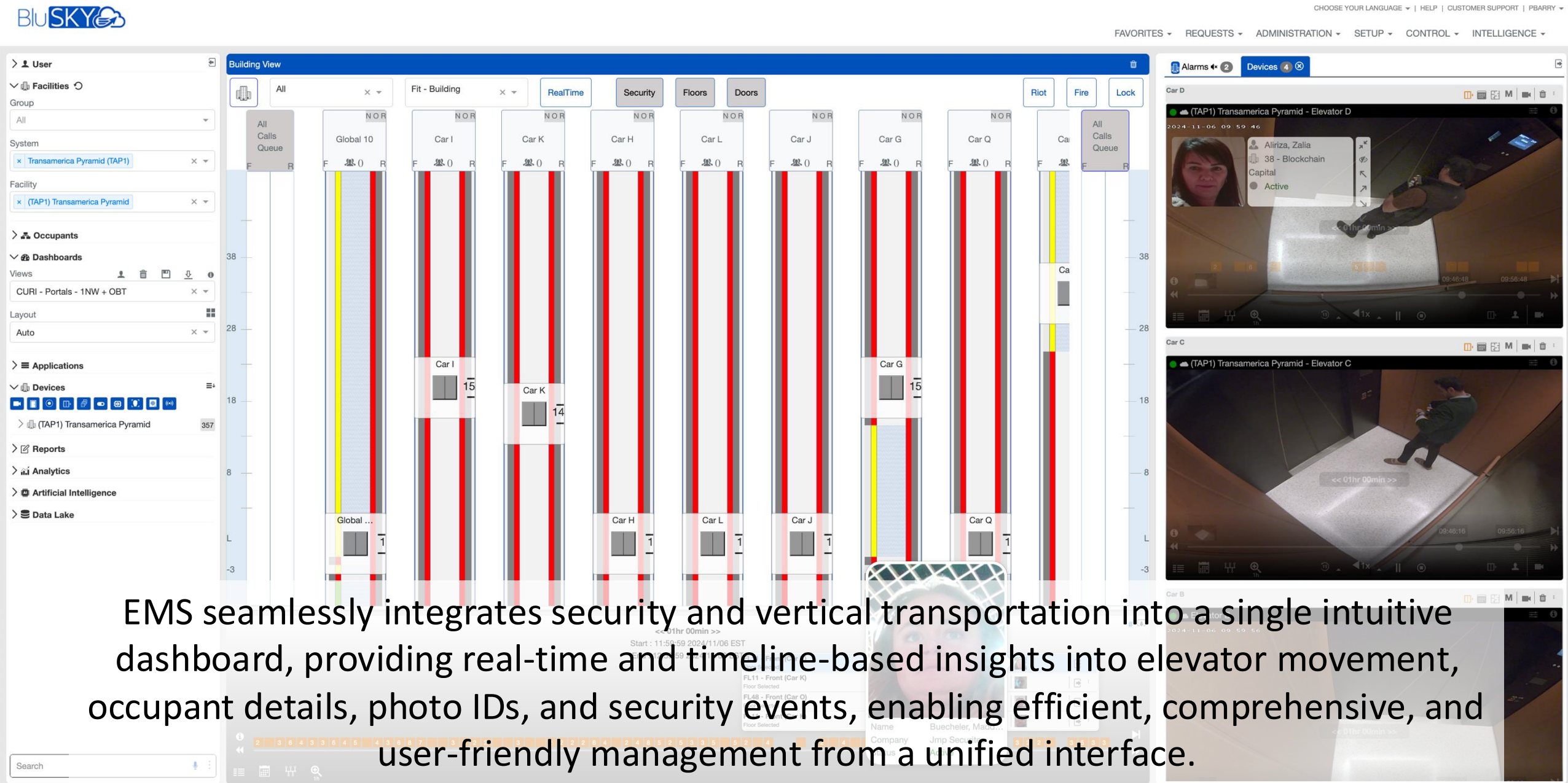
EMS security events display detailed event data, including credentials used, person identification, floor selection, assigned car, photo ID, timestamps, and metadata, all accessible in real-time or playback mode for comprehensive event tracking and analysis.



EMS Video and Security Events

EMS integrates video and security events into a unified dashboard, enabling real-time or playback monitoring of individual elevator cars, occupant details, destination assignments, and associated video, with advanced controls for comprehensive security management and investigation.

Fully Integrated Security and Vertical Transportation



Intercom and Emergency Communication

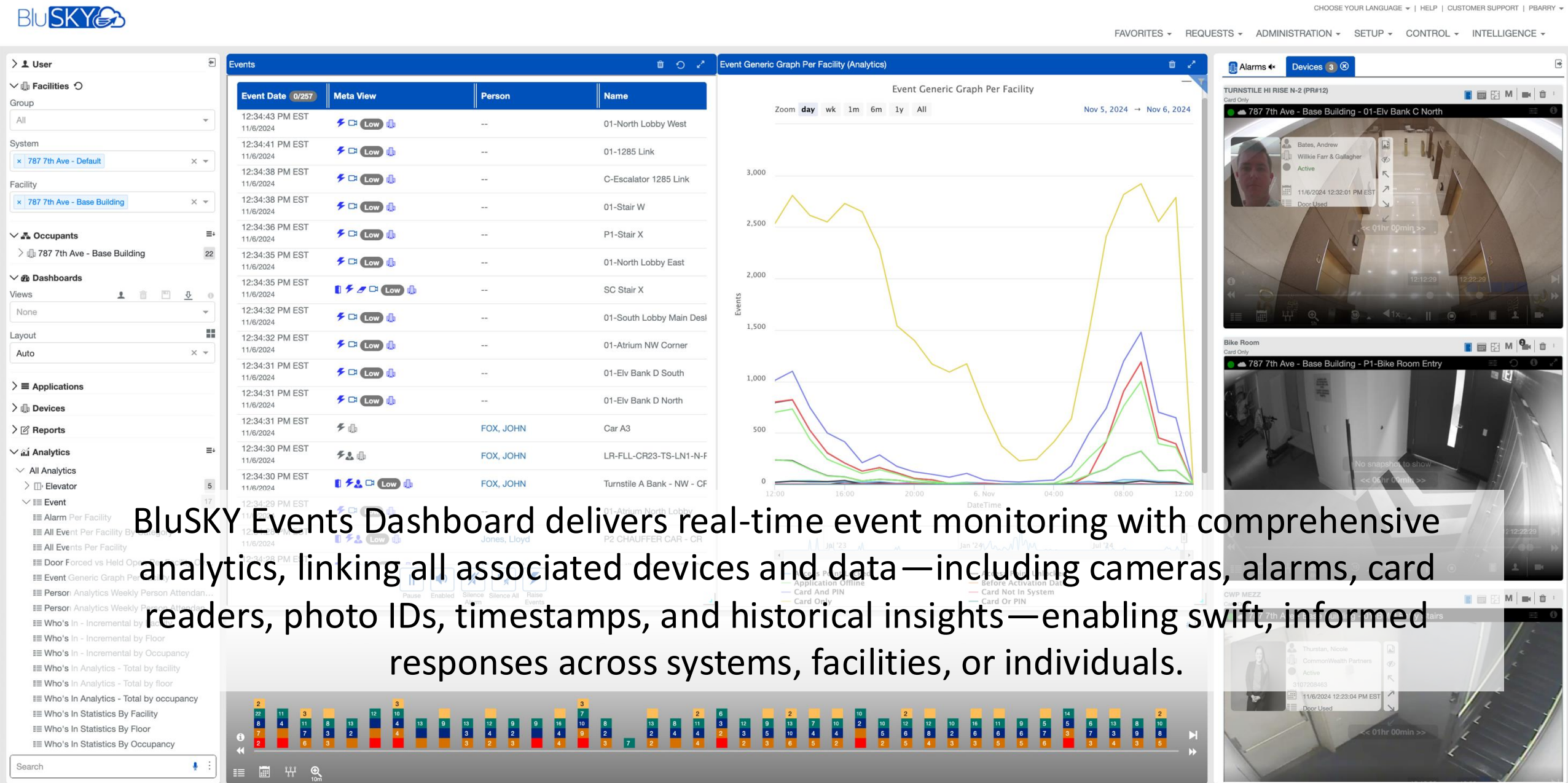
The screenshot displays the BluSKY web interface for intercom and emergency communication. The top navigation bar includes the BluSKY logo, a language selector, and links for help, customer support, and PBARRY. Below this is a secondary navigation bar with tabs for FAVORITES, REQUESTS, ADMINISTRATION, SETUP, CONTROL, and INTELLIGENCE. The main interface is divided into three sections:

- Left Sidebar (Filters):** Contains dropdown menus for System Group (All), System (All), and Facility (All). Below these is a Master Stations section with a list of stations, including "One Tech Park - BluBox - HQ" and "BB HQ Master Station (9000174)".
- Central Panel:** Features a header "Intercom Master - BB HQ Master Station (9000174)". Below the header are two dropdown menus for "Master Station Group" and "HQMater (9000122)". A central toolbar contains icons for user, group, and other functions. A text input field on the right contains the number "9000122".
- Right Sidebar (Contacts):** Includes tabs for Contacts, Devices, and Call Logs. Under the Contacts tab, there are expandable sections for SIP Groups, Speed Dial, Office Group, Other Contacts, and Master Station Group.

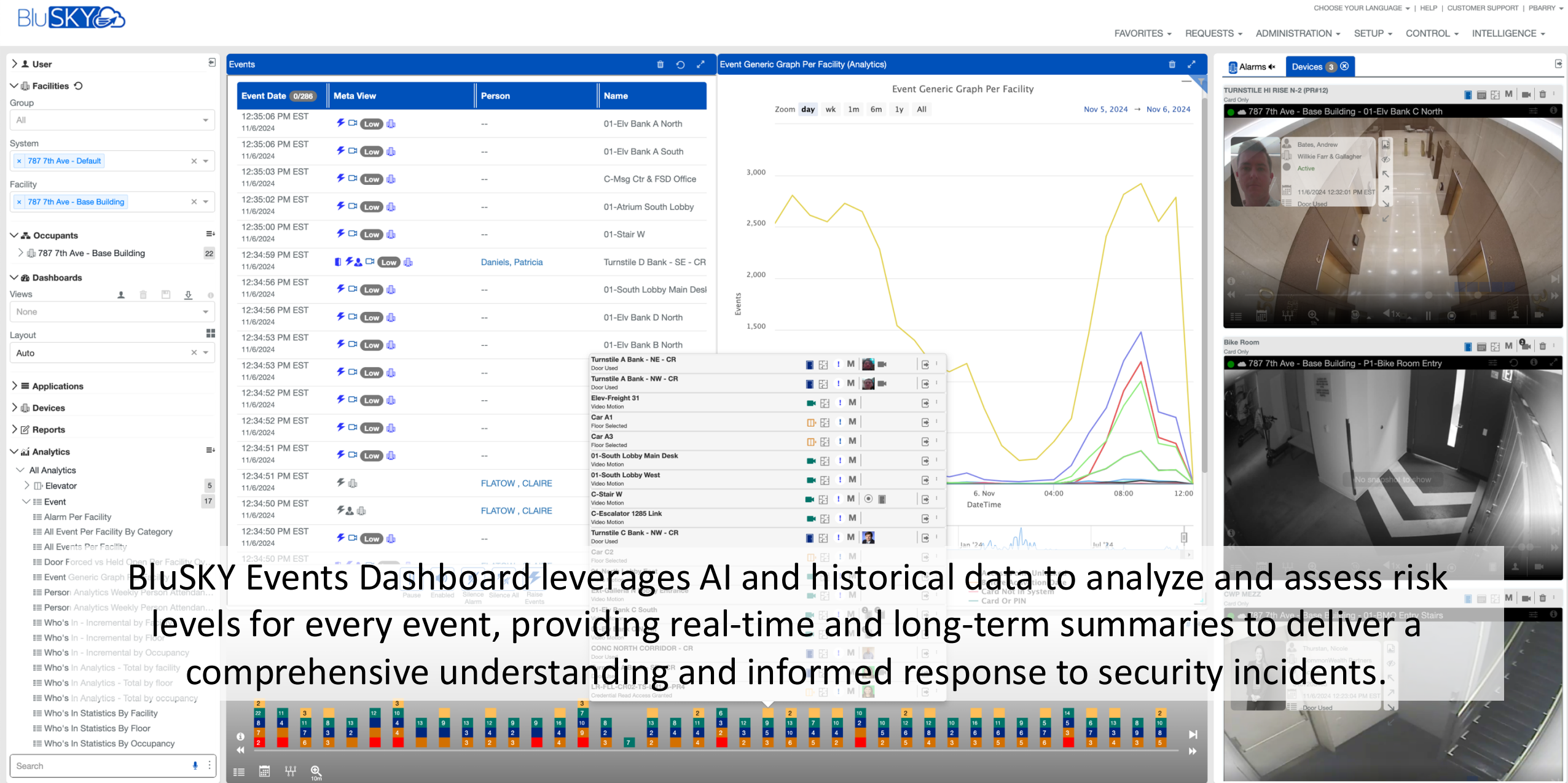
At the bottom of the interface, a row of icons provides quick access to various functions: Dial, Voice, Video, End, Mute, Disable, Hold, Release, Merge, and Transfer.

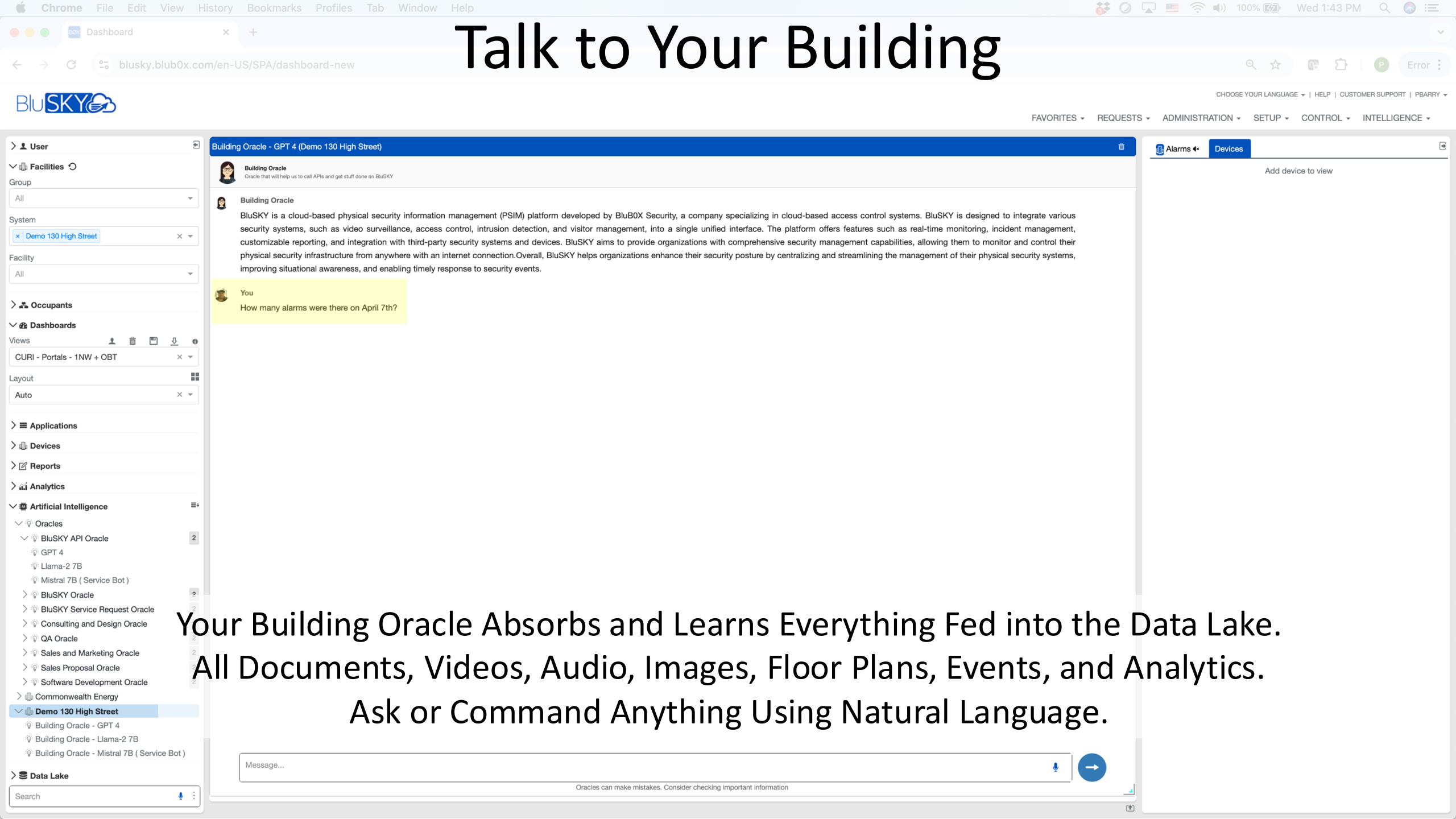
BluSKY's Intercom and Emergency Communication for Door Stations and Elevators integrates video, voice, and text into a single dashboard, enabling seamless SIP-based call handling, real-time video monitoring, accessibility for language and hearing impairments, and secure door release, ensuring comprehensive and compliant communication and safety management.

Integrated Real Time Events Across All Systems



Intelligent Event Analysis and Response





Talk to Your Building

Your Building Oracle Absorbs and Learns Everything Fed into the Data Lake.
All Documents, Videos, Audio, Images, Floor Plans, Events, and Analytics.
Ask or Command Anything Using Natural Language.

Get Informative Responses

Dashboard

blusky.blub0x.com/en-US/SPA/dashboard-new

BluSKY

CHOOSE YOUR LANGUAGE | HELP | CUSTOMER SUPPORT | PBARRY

FAVORITES | REQUESTS | ADMINISTRATION | SETUP | CONTROL | INTELLIGENCE

User

Facilities

Occupants

Dashboards

Applications

Devices

Reports

Analytics

Artificial Intelligence

Data Lake

Group

System

Facility

Views

Layout

Oracles

BluSKY API Oracle

BluSKY Oracle

BluSKY Service Request Oracle

Consulting and Design Oracle

QA Oracle

Sales and Marketing Oracle

Sales Proposal Oracle

Software Development Oracle

Commonwealth Energy

Demo 130 High Street

Search

Building Oracle - GPT 4 (Demo 130 High Street)

Building Oracle

Oracle that will help us to call APIs and get stuff done on BluSKY

Building Oracle

BluSKY is a cloud-based physical security information management (PSIM) platform developed by BluB0X Security, a company specializing in cloud-based access control systems. BluSKY is designed to integrate various security systems, such as video surveillance, access control, intrusion detection, and visitor management, into a single unified interface. The platform offers features such as real-time monitoring, incident management, customizable reporting, and integration with third-party security systems and devices. BluSKY aims to provide organizations with comprehensive security management capabilities, allowing them to monitor and control their physical security infrastructure from anywhere with an internet connection.Overall, BluSKY helps organizations enhance their security posture by centralizing and streamlining the management of their physical security systems, improving situational awareness, and enabling timely response to security events.

You

How many alarms were there on April 7th?

Building Oracle

On April 7th, there were a total of 141 alarms reported. This was one of the days with the highest number of alarms in the dataset provided. The alarms on April 7th were significantly higher compared to some other days in the dataset, such as April 6th, which had 125 alarms, and April 8th, which had 102 alarms.

It is interesting to note that April 12th also had 141 alarms, making it another day with a high number of alarm reports. However, it is essential to differentiate between the total number of alarms triggered and specific types of alarms. For instance, on April 12th, there were 4 forced open alarms, which may represent a different category of incidents compared to the general alarm reports.

Looking at the surrounding dates, we see fluctuations in the number of alarms. For example, April 11th had 125 alarms, similar to April 6th, while April 13th had 102 alarms, the same as April 3rd. This variation in the number of alarms each day could indicate different levels of activity or events triggering the alarms.

Overall, April 7th stood out in the dataset with 141 alarms, emphasizing the significance of that particular day in terms of alarm reports.

References

Message...

Oracles can make mistakes. Consider checking important information

Alarms

Devices

Add device to view

The Building Oracle can Follow Commands, Provide Analysis and Respond to Inquiries with Text, Reports, Analytics, Video, Images and Audio.

See the Details Behind the Answers

User

Facilities

Group

System

Demo 130 High Street

Facility

All

Occupants

Dashboards

Views

CURI - Portals - 1NW + OBT

Layout

Auto

Applications

Devices

Reports

Analytics

Artificial Intelligence

Oracles

BluSKY API Oracle

GPT 4

Llama-2 7B

Mistral 7B (Service Bot)

BluSKY Oracle

BluSKY Service Request Oracle

Consulting and Design Oracle

QA Oracle

Sales and Marketing Oracle

Sales Proposal Oracle

Software Development Oracle

Commonwealth Energy

Demo 130 High Street

Building Oracle - GPT 4

Building Oracle - Llama-2 7B

Building Oracle - Mistral 7B (Service Bot)

Data Lake

Search

Building Oracle - GPT 4 (Demo 130 High Street)

Building Oracle

Oracle that will help us to call APIs and get stuff done on BluSKY

Building Oracle

BluSKY is a cloud-based physical security information management system, such as video surveillance, access control, customizable reporting, and integration with third-party security systems. It provides a centralized view of physical security infrastructure from anywhere with an internet connection, improving situational awareness, and enabling timely response to incidents.

You

How many alarms were there on April 7th?

Building Oracle

On April 7th, there were a total of 141 alarms reported. This was a significant increase in activity, as the dataset, such as April 6th, which had 125 alarms, and April 8th, which had 102 alarms.

It is interesting to note that April 12th also had 141 alarms, making it one of the highest days in the dataset. For instance, on April 12th, there were 4 forced open alarms.

Looking at the surrounding dates, we see fluctuations in the number of alarms each day could indicate different levels of activity or events occurring.

Overall, April 7th stood out in the dataset with 141 alarms, emphasizing the need for heightened security measures during periods of high activity.

References

Similarity Score	Text	File Name
0.855	There were a total of 141 alarms reported on April 7.	20240405 AlarmsPerDay.docx
0.835	On April 12, there were a total of 141 alarms.	20240405 AlarmsPerDay.docx
0.835	The alarms on April 7 numbered 141 in total.	20240405 AlarmsPerDay.docx
0.832	On April 6, there were a total of 125 alarms.	20240405 AlarmsPerDay.docx
0.829	There were a total of 125 alarms on April 1.	20240405 AlarmsPerDay.docx
0.822	April 7 saw a total of 141 alarms being recorded.	20240405 AlarmsPerDay.docx
0.815	There were a total of 102 alarms recorded on April 8th.	20240405 AlarmsPerDay.docx
0.809	There were 125 alarms on April 11.	20240405 AlarmsPerDay.docx
0.807	On April 3, there were 102 alarms.	20240405 AlarmsPerDay.docx
0.804	The alarms on April 8th were significant in number.	20240405 AlarmsPerDay.docx
0.797	There were a total of 141 alarms reported on April 2.	20240405 AlarmsPerDay.docx
0.797	On April 9, there were a total of 124 alarms.	20240405 AlarmsPerDay.docx
0.790	On April 13, there were a total of 102 alarms.	20240405 AlarmsPerDay.docx
0.786	On April 14, there were a total of 124 alarms triggered.	20240405 AlarmsPerDay.docx
0.777	There were 4 forced open alarms on April 12.	20240405 ForcedOpenAlarms Apr.docx

Close

Alarms

Devices

Add device to view

Message...

Oracles can make mistakes. Consider checking important information

The Building Oracle Provides References for Every Response to Allow for Fact Checking and to Ensure Accuracy.

Thank You for Watching



Contact us to Learn More.
If You Are Not Running BluSKY, You Are Running Behind!